



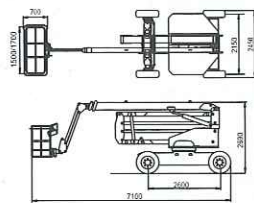
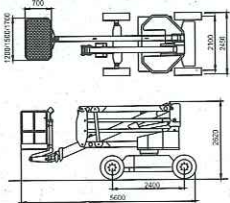
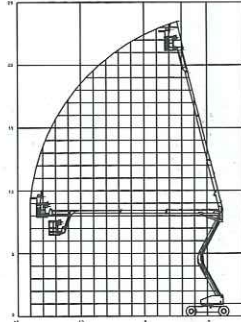
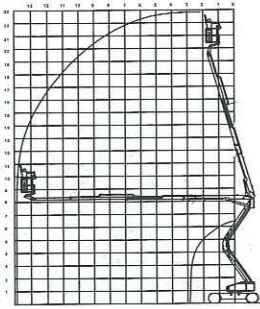
Some models of the AX machines are equipped with an auxiliary hunting jib for 140° that increases the cage performances.



# 22 AX | 23 AJX

22 AX

23 AJX



TECHNICAL FEATURES	22 AX	23 AJX
Working height	22,2	23,2
Height to the basket floor	20,2	21,2
Max. side outreach	12	14,1
Max. capacity in the cage	200	200
Jib length	no	1,5
Max. length	5,6	7,1
Max. width	2,4	2,4
Stowed machine height	2,8	2,8
Wheelbase	2,6	2,6
Ground clearance	0,35	0,35
Cage dimensions	1,4 X 0,8	1,4 X 0,8
Travel speed km/h	0-5	0-5
External steering radius	3,2	3,2
Turret rotation	360°	360°
Platform rotation	90°+90°	90°+90°
Engine	Hatz 24 kW	Hatz 24 kW
Controls	Optional	Optionals
Gradeability %	Proportional	Proportional
Tyres	Optionals	Optionals
Hydraulic tank (lt)	30/60	30/60
Fuel tank (lt)	Filled	Filled
Total weight	70	70
Active oscillating axle	50	50
Max. inclination	12000	12000
Electric circuit	yes	yes
Starting battery	5°	5°
Max wind speed Km/h	24 V 2 x 110 AH	24 V 2 x 110 AH
	45	45



## Air and water in the cage

Machines in this range are fitted as standard with air/water lines to the cage for use during cleaning or sandblasting and the facades cleaning.

These are standard parts on all our machines.



## Emergency pump

A hand operated hydraulic pump ensures emergency movements can be made to recover the machine in case of engine or power failure.



## Gear-motor

The rotation movement is carried out through a gear-motor with proportional hydraulic drive that allows soft movements and any efforts to the platform structure.

# TECHNICAL FEATURES

STANDARD EQUIPMENT	22 AX	23 AJX
Load limiting device	yes	yes
Inclinometer	double	double
Emergency descent	yes	yes
Travel siren	yes	yes
Hour-meter	yes	yes
Battery charging indicator	no	no
Lifting and traction hooks	yes	yes
Platform colour	yes	yes
2 sets of operation manuals	yes	yes
CE Certificate	yes	yes

OPTIONALS	22 AX	23 AJX	
Engine	3L40 36 Kw HATZ diesel engine	yes	yes
Special equipment	4 WD	yes	yes
	4 WS	yes	yes
	Traction battery bio-energy + pump	yes	yes
	Automatic battery charger	yes	yes
	2 x 220V 2,7 Kw motor pump	yes	yes
	3 x 380V 5,0 Kw motor pump	yes	yes
	24 V emergency motor pump	yes	yes
	Sand anti-penetration kit	n.a.	n.a.
Platform accessories	Oscillating axle	std	std
	Working light	yes	yes
	1000 V insulation working platform	yes	yes
	Road lighting	yes	yes
	Radio intercom system	yes	yes
	Fixed intercom	yes	yes
	Anti-collision kit	yes	yes
	220 V power to the basket	yes	yes
	Air-water outlet in the cage	yes	yes
	Platform 1,6m + load limiting device	yes	yes
Platform 1,8m + load limiting device	yes	yes	
Platform 2,0m + load limiting device	yes	yes	
Tyres	No marking tracks	yes	yes
	Tracked chassis	yes	yes
Painting	Anti-acid painting	n.a.	n.a.
	Special marine paint	yes	yes